



FloPro Pump

Jandy's FloPro Pump, available in single and high-efficiency two-speed models is the easy to install, energy-efficient drop-in pump that filters and recirculates the water in your pool and spa. The innovative adjustable base allows the FloPro to be a quick and easy direct replacement solution for Hayward® Super Pump®, Pentair® WhisperFlo® and SuperFlo® pumps. The ultra-compact FloPro is equipped with an ergonomic Cam-Lock Lid with easy-alignment indicators, and comes complete with 2" unions. The Jandy FloPro Pump is the perfect choice when a cost saving solution in a small equipment area is required.

- Medium-head, high-flow pump in an ultra compact body. Excellent choice for small equipment areas.
- Adjustable base allows for easy direct replacement of Hayward® Super Pump® or Pentair® WhisperFlo® and SuperFlo® pump.
- Ergonomic Cam-Lock lid with easy alignment indicators.
- Equipped with 2" unions.

EASY TO INSTALL



The Jandy pump series allows for "inline" connectivity. Get rid of unsightly pipes and plumbing. Jandy FloPro Pump Series makes it easy to replace many existing pumps including Hayward® Super Pump® or Pentair® WhisperFlo® and SuperFlo® pump.

EASE-OF-USE



Easy to use. Innovative drop-in pump equipped with Ergonomic Cam-Lock lid for easy alignment, handle pump brackets and 2" pump unions.

ENERGY and COST EFFICIENT



Energy-efficient pump providing uncompromising power to filter and recirculate pool and spa water while keeping costs down.

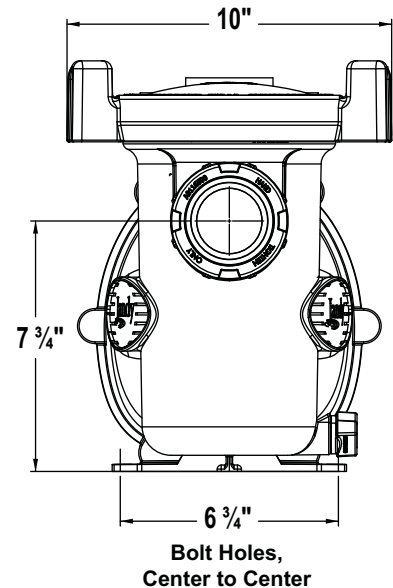


Jandy FloPro Pumps – Easy Installation

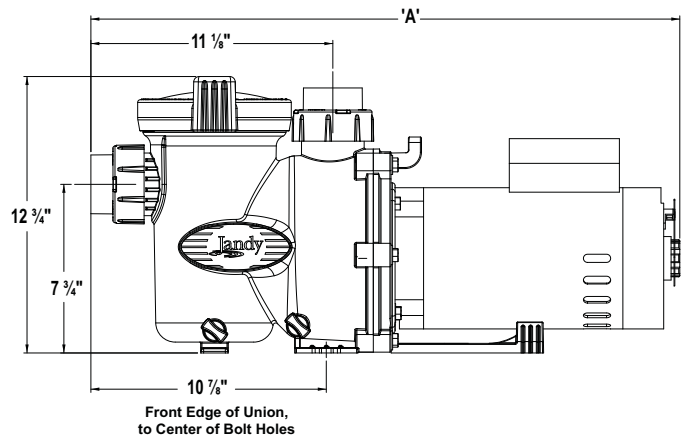
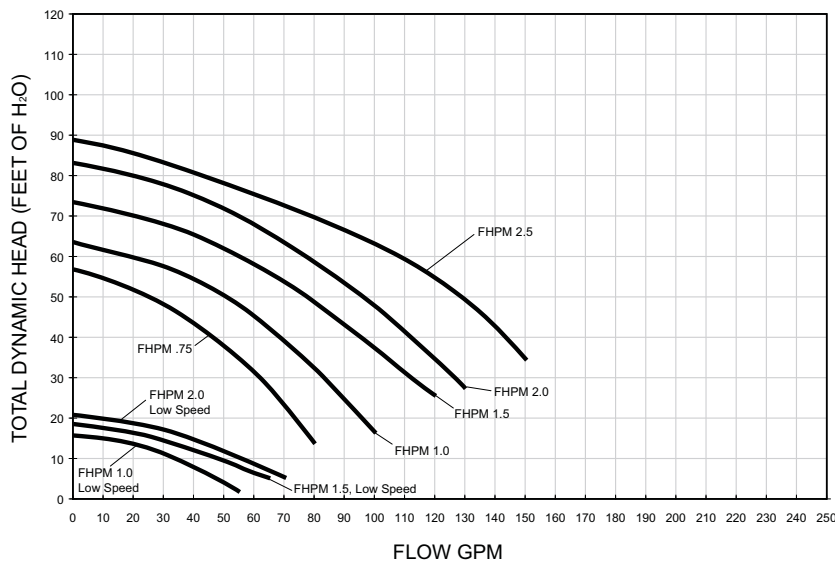
Jandy's FloPro Pump provides easy drop-in installation for worry free replacement of existing pumps. Quality performance, maximum efficiency and dependability, with guaranteed results for all your pool and spa combination needs, all in an ultra-compact body.

FHPM Pump Specifications						
Model No.	HP	Voltage	Amps	Pipe Size	Carton Weight	Overall Length 'A'
FHPM .75	0.75	230/115	5.4/10.8	1½-2"	40.6	25 3/16"
FHPM 1.0	1.00	230/115	7.1/14.2	2-2½"	41.2	25 3/16"
FHPM 1.5	1.50	230/115	8.0/16	2-2½"	42.6	25 ½"
FHPM 2.0	2.00	230/115	11.2/22.4	2-2½"	54.6	27 3/16"
FHPM 2.5	2.50	230	11.5	2½-3"	48.6	26 3/16"
FHPM 1.0-2-SPD	1.00	230	7.1/2.3	2½-3"	46.5	26 5/16"
FHPM 1.5-2SPD	1.50	230	8.0/3.0	2½-3"	48.0	26 9/16"
FHPM 2.0-2SPD	2.00	230	11.2/3.5	2½-3"	52.9	27 11/16"

Dimensions



Performance



Note: When installing the pump, leave a minimum of 2 feet of clearance above the pump for removal of strainer basket.



ALL JANDY PRODUCTS WORK SEAMLESSLY TOGETHER

Jandy Control Systems manage our complete line of technologically-advanced products.



Pumps • Filters • Heaters • Heat Pumps
Controls • Lights • Water Purification • Valves
Water Features • Water Leveling • In-Floor • Accessories

USA: 1.800.822.7933 • www.jandy.com • info@jandy.com

Canada: 1.888.647.4004

©2008 Zodiac Pool Systems, Inc. All rights reserved. SL5110 10/08